



SACHS RS

# POWER PLAY

<b>Motor power</b>	700 watts at 112Nm, max. 112Nm/180; Cadence 40U/min: 55 Nm, 60-90U/min: 112Nm
<b>Speed</b>	25 km/h or 45 km/h
<b>Sensors</b>	Cadence-, power- and speedsensor
<b>Chainrings</b>	Single or double chain ring possible Bolt circle; (4 point, 104mm); Belt possible
<b>Chainrings size</b>	30 teeth min.- 50 teeth max.
<b>Axle standard</b>	ISIS®Drive
<b>Q-factor</b>	178mm (ISIS® -Axle width 135mm)
<b>Chain guide Chain line</b>	ISCG05 System prepared 52,00mm (Boost-Standard)
<b>Weight Color</b>	3,6 KG Black
<b>Motor mounting</b>	2x3 M6 Screws
<b>Use case</b>	Cargo / MTB
<b>Support modes</b>	4
<b>Batteries</b>	Individual coordination with OEM
<b>Displays</b>	Open system - Individual adaptation from OEM
<b>Service</b>	Servicetool for OEM's and dealers
<b>Options</b>	Bluetooth Connectivity



# ZF | SACHS RS

The Sachs RS is a powerful carefree motor, for dealers as well as customers. It delivers more and longer power than the e-bike motors currently available on the market. Numerous press tests and an independent test institute have clearly confirmed the performance data of the Sachs RS with extensive riding tests and test bench measures.

## The advantages of the Sachs RS

### 47% more torque in comparison

Powerful support, especially uphill, when necessary.

### Full torque already at low cadence

Even technically less experienced riders can easily experience the Sachs power, in stop and go or on cracking mountain tours.

### High efficiency

Despite the power you are not going to lose any range. Bei gleichem Energieverbrauch bringt der Sachs RS jeden schneller auf den Gipfel.

### Fully configurable

Whether leisure, cargo or mountain bike: The Sachs RS can be individually adjusted to each type of rider and thus delivers the perfect setup.

### Power with endurance

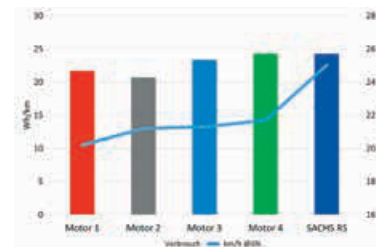
In riding tests, the Sachs RS has achieved extremely high ranges. More kilometers and more meters in altitude mean more riding pleasure on sporty tours or more safety in the city.

### Further advantages for you as a dealer:

ZF Micro Mobility has established a Premium Service for dealers, from which all Sachs RS customers benefit. Our Service Tool is adjusted to the need of dealers: Simple and user-friendly. Service in the usual high quality.

## Maximum speed

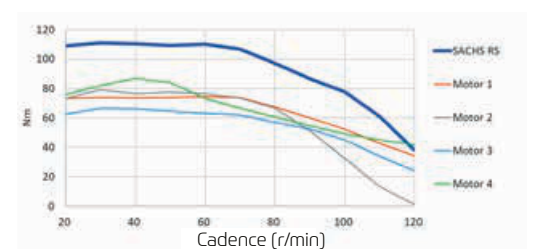
with comparable energy consumption



Speed [km/h] and energy consumption on an uphill gradient of 6%

## Superior torque

over the entire operating range



Torque [Nm] on the pedal crank via cadence [U/min]