




# **MINIREX**<sup>®</sup> Surface-drive





## The MiniRex<sup>®</sup> Surface-drive

### Product and technical specifications

Throughout the design and development of this product, careful attention has been paid to ensure the desired goals related to functional operation, ease of maintenance, reliability and efficiency have been attained. These ambitious targets have even been surpassed, to the extent that we believe obstacles which have perhaps hindered the widespread acceptance of surface-drive applications, particularly robustness and reliability, have largely been overcome.

For instance, the transmission tube is made from thick-walled stainless steel, providing the necessary strength and resistance to salt water corrosion. The shafts, bearings and joints are all designed with a generous factor of safety which also takes into account a high degree of abnormal shock loading.

To improve functional operation, careful attention has been taken to study the interaction of propeller and fin during tight turns, resulting in optimum boat handling and superb maneuvering control.

It was also important to ensure flexibility of use – both for boat builders and boat owners. The MiniRex surface-drive can be used for all types of pleasure craft as well as the most demanding sport boat applications, by choosing the appropriate gear ratio and propeller to match the respective hydrodynamic characteristics of the hull and the performance characteristics of the engine. It can also be easily fitted to any boat transom which could accommodate a typical stern-drive or inboard driveline with shaft angle between 6° - 15°. This is a great benefit for boat builders who need to fit the propulsion system according to the customer's preference after the hull is finished.

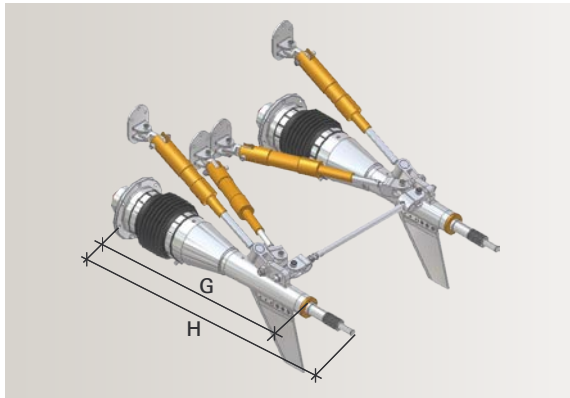
As far as possible, the MiniRex incorporates standard and well-proven industrial components which are cost effective and have a long service life. This means we have a reliable, smart looking product within the reach of the average boat owner who wants an excellent surface-drive for pleasure or sport usage to give his boat great performance, maneuverability, fuel-saving efficiency and environmental friendliness!





## Dimensions & Weights

### General Characteristics



	MiniRex 20	MiniRex 40	MiniRex 60	MiniRex 80
Maximum input torque, Nm (ftlb)	1425 (1051)	2372 (1749)	3325 (2452)	4275 (3153)
HP at 1500 prop RPM	300	500	700	900
Surface drive dry weight, Kg (lb)	102 (225)	111 (245)	130 (287)	195 (430)
Propeller shaft diameter, mm (in.)	43 (1,69)	53 (2,09)	60 (2,36)	70 (2,76)
Transom flange diameter, mm (in.)	270 (10,63)	270 (10,63)	270 (10,63)	320 (12,60)
Drive length G, mm (in.)	891 (35,08)	936 (36,85)	956 (37,64)	1222 (48,11)
Overall length H, mm (in.)	1060 (41,73)	1170 (46,06)	1195 (47,05)	1506 (59,29)

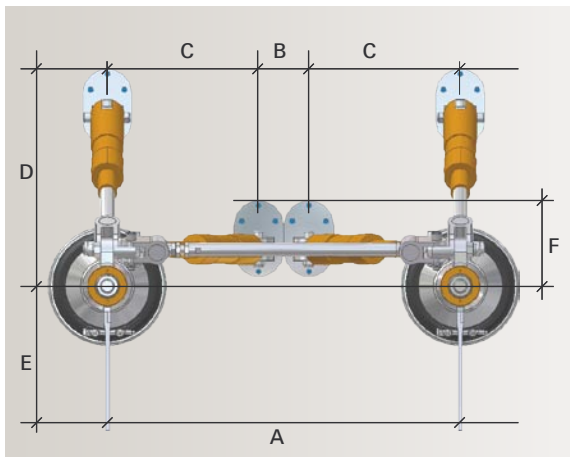
Drive Material:

AISI 316

Propeller Shaft Material:

AISI 316 (Aquamet 17)

### Suggested Installation Dimensions



	MiniRex 20	MiniRex 40	MiniRex 60	MiniRex 80
Distance between propeller shafts - A, mm (in.)	800 (31,50)	800 (31,50)	900 (35,43)	1000 (39,37)
Distance between power steering flanges - B, mm (in.)	114 (4,49)	114 (4,49)	114 (4,49)	160 (6,30)
Distance between power trim flanges - C, mm (in.)	343 (13,50)	343 (13,50)	343 (13,50)	420 (16,54)
Distance between propeller shaft and power trim flange - D, mm (in.)	492 (19,37)	492 (19,37)	492 (19,37)	595 (23,43)
Distance between propeller skeg and shaft - E, mm (in.)	312 (12,28)	328 (12,91)	328 (12,91)	384 (15,12)
Distance between prop. shaft and power steering flange - F, mm (in.)	195 (7,68)	195 (7,68)	195 (7,68)	185 (7,28)

**ZF Padova S.p.A**  
Via Penghe, 48  
I - 35030 Caselle di Selvazzano (PD)  
ITALY  
Phone +39 049 8299 311  
Fax +39 049 8299 550  
[www.ZF-Marine.com](http://www.ZF-Marine.com)



**Driveline and Chassis Technology**



03 05 002 0906